

## 4<sup>th</sup> Grade Summer Reading Assignment

### Frindle

By. Andrew Clements

Use a letter size manila file folder

All writing must be handwritten and in cursive writing.

Use blue or black erasable ink

Use crayons or colored pencils for your drawings. (**No Markers**)

#### **Front Cover**

- Draw a new cover picture, different from the original.
- Write the title and Author's name.
- At the bottom of the folder write, "Cover designed by \_\_\_\_\_ (your name) \_\_\_\_\_"
- The cover should be full of color and look good enough for someone to want to read your book.

#### **Flap one- Inside Left**

- Title this side of the page **Main Characters**
- Describe two main characters in the book
- Each character should have a paragraph description. Paragraphs should be at least 5 sentences long and be written in complete sentences.
- Write on loose-leaf paper and then use stick glue to glue the paper inside the folder.


#### **Flap two- Inside Right**

- Write a paragraph with at least 5 sentences describing the setting of the story. (Where the story takes place)
- Write a paragraph recommendation of the book. Make sure to give examples of why you like or did not like the book. You can also rate the book. For example: I give this book 5 stars.
- Write your setting and recommendation on loose-leaf paper and then use stick glue to glue the paper inside the folder.
- Make sure you title each paragraph as **Setting** and **Recommendation**.

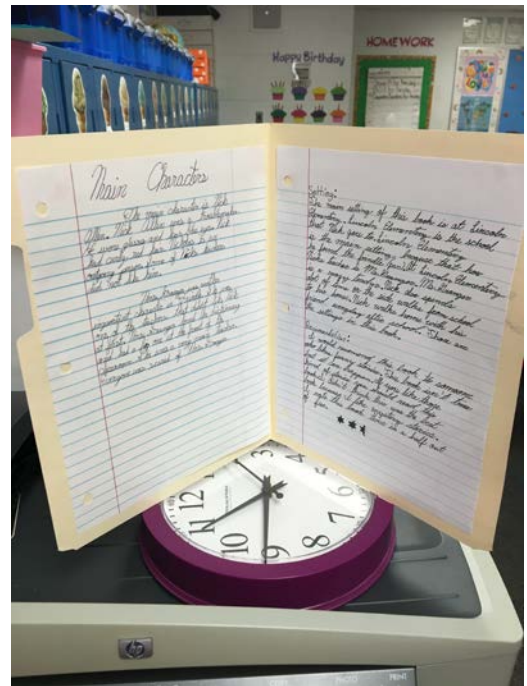
#### **Back Cover**

- Write a 3- paragraph summary of the book. Give details to show you read the entire book. A good summary includes the beginning, middle, and end of the story. It describes a problem in the story and how the problem is solved. Paragraphs should be at least 5 sentences long.
- Label this page **Summary**.

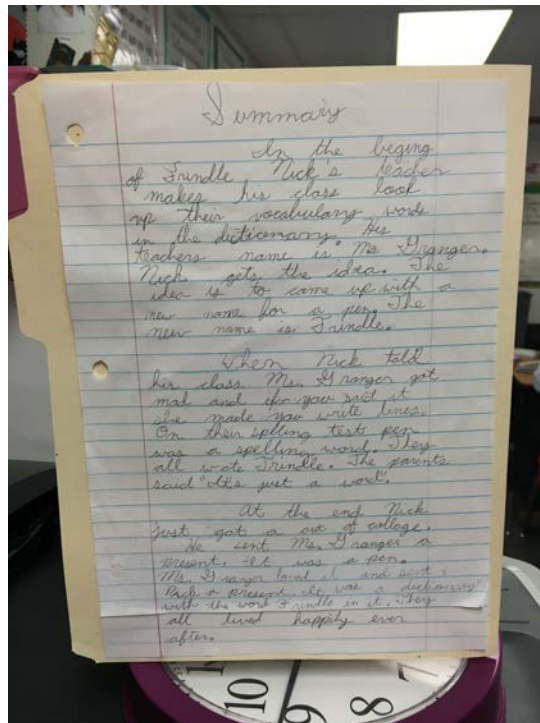
## Example of Report



Cover



Inside



Back